



Using Rapid Qualitative Analysis for Efficient and Effective Project Evaluation

1



2

OUR Vision

EvaluATE envisions an ATE community in which evaluation is valued, systematic, and used to improve the education of technicians in high-tech fields.

OUR Mission

EvaluATE's mission is to engage the ATE community with information, expertise, and tools to advance high-quality evaluation.

EvaluATE

3

Materials


Slides


Additional Resources

Recording



4


Introductions



**Samantha
Hooker**  



**Brianna
Hooks
Singletary**  



**Lyssa
Wilson
Becho**  




5


Behind the Scenes




**Maureen
Green**



**Kelly
Robertson**



**Lori
Wingate**



**Megan
Lopez**




**Erika
Sturgis**



**Archer Fox
Lee-Easton**



6



Advanced Technological Education Program
www.nsf.gov/ate



7



This material is based upon work supported by the National Science Foundation under Grants No. 1841783 and 2331243. The content reflects the views of the authors and not necessarily those of NSF.



8

Hello



Brianna
Hooks
Singletary

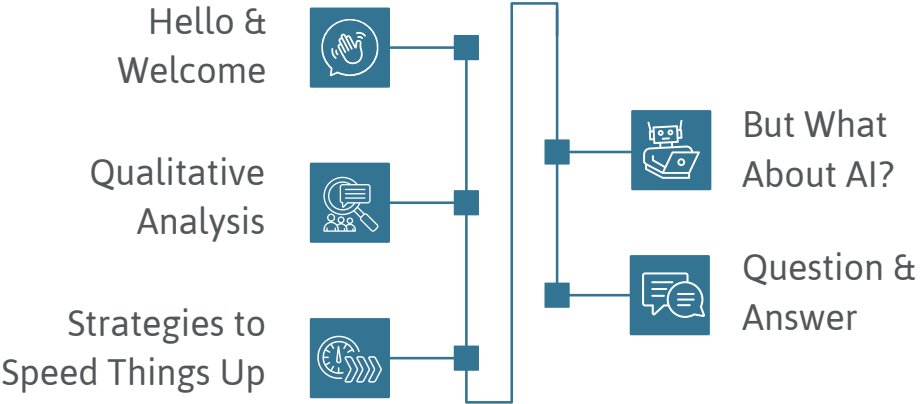


Lyssa
Wilson
Becho



9

Agenda

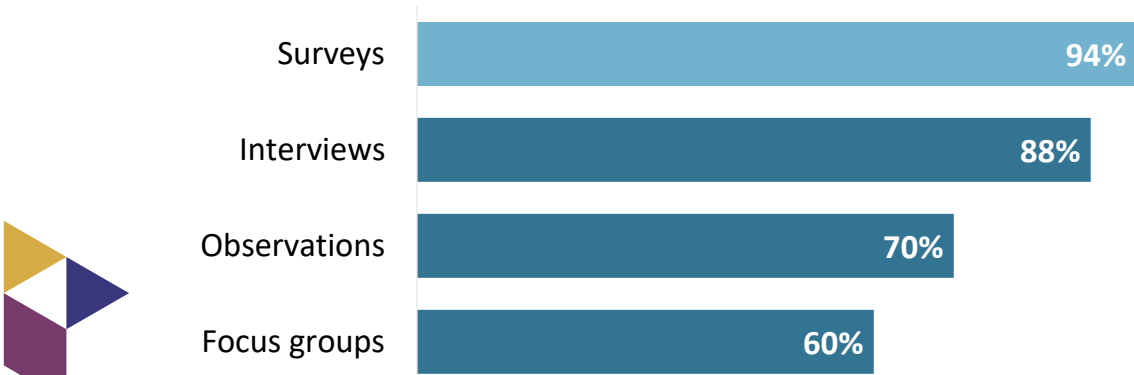


10



11

Many ATE evaluators use qualitative methods.



Data from EvaluATE’s 2024 survey of ATE evaluators

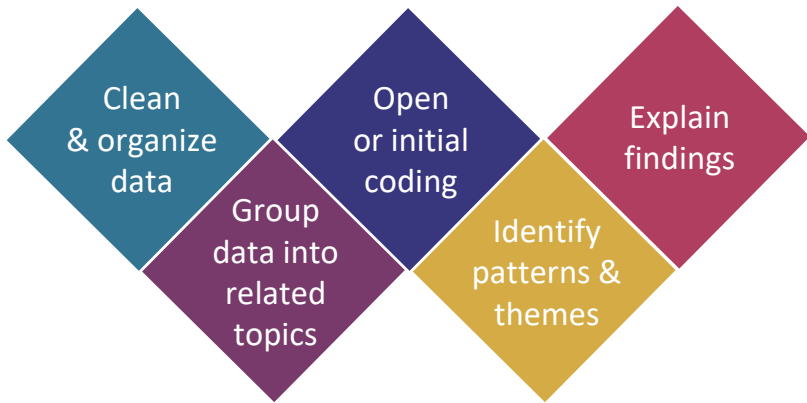
12



13



Qualitative Data Analysis



14



Approaches to Qualitative Analysis

Inductive

Useful when exploring new responses or projects

Start with data → Group into themes → Develop codes

Deductive

Useful when confirming existing explanations

Start with codes → Find excerpts that fit the codes




15

Chat Question

What is the most challenging aspect of analyzing qualitative data in your experience?



Answer in the chat box 

16








Rapid Qualitative Analysis (RQA)

a **systematic yet efficient** way to understand people's experiences and stories, using **structured methods** to **uncover meaningful patterns** while maintaining research quality.


17

Time-Saving Strategies for RQA


-  Use Interview Summaries and Audio Clips Instead of Full Transcriptions
-  Implement Structured Frameworks for Streamlined Analysis
-  Create and Use a Data Reduction Table to Organize Key Insights
-  Apply Deductive Coding Techniques for Focused Data Interpretation




18




Use Interview Summaries and Audio Clips Instead of Full Transcriptions



19



**Interview
Summary Notes**
detailed notes taken
throughout the interview



20




Interview Summary Notes

detailed notes taken throughout the interview



21



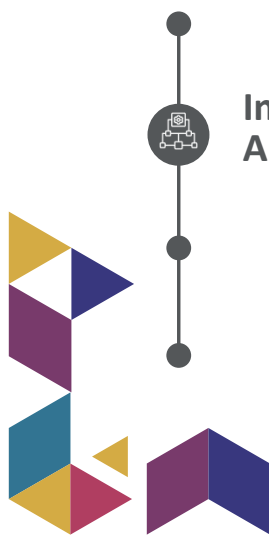
Interview Audio

a recording of a conversation between people, capturing the questions and answers for later use.



22






Implement Structured Frameworks for Streamlined Analysis

23

RQA Structured Frameworks and Approaches

help organize data consistently, streamline analysis, and maintain the quality and rigor needed to effectively identify key findings and insights.



24





Consolidated Framework for Implementation Research (CFIR)



25



Consolidated Framework for Implementation Research (CFIR)

A	B
Framework Guidance:	
The CFIR is intended to be used to collect data from individuals who have power and/or influence over implementation outcomes. See the CFIR Outcomes Addendum for guidance on identifying and selecting outcomes.	
The CFIR must be fully operationalized prior to use in a project:	
1) Define the subject of each domain for the project (see guidance for each domain below).	
2) Replace broad construct language with project-specific language if needed.	
3) Add constructs to capture salient themes not included in the updated CFIR.	
I. INNOVATION DOMAIN	
Innovation: The "thing" being implemented, e.g., a new clinical treatment, educational program, or city service.	
[Document the innovation being implemented, e.g., innovation type, innovation core vs. adaptable components, using a published reporting guideline. Distinguish the innovation (the "thing" that implementation is complete) from the implementation process and strategies used to implement the innovation (activities that end after implementation is complete).]	
Construct Name	Construct Definition
A. Innovation Source	The degree to which the group that developed and/or visibly sponsored use of the innovation is reputable, credible, and/or trustworthy.
B. Innovation Evidence-Base	The degree to which the innovation has robust evidence supporting its effectiveness.
C. Innovation Relative Advantage	The degree to which the innovation is better than other available innovations or current practice.
D. Innovation Adaptability	The degree to which the innovation can be modified, tailored, or refined to fit local context or needs.
E. Innovation Trialability	The degree to which the innovation can be tested or piloted on a small scale and undone.
F. Innovation Complexity	The degree to which the innovation is complicated, which may be reflected by its scope and/or the nature and number of connections and steps.
G. Innovation Design	The degree to which the innovation is well designed and packaged, including how it is assembled, bundled, and presented.
H. Innovation Cost	The degree to which the innovation purchase and operating costs are affordable.



26

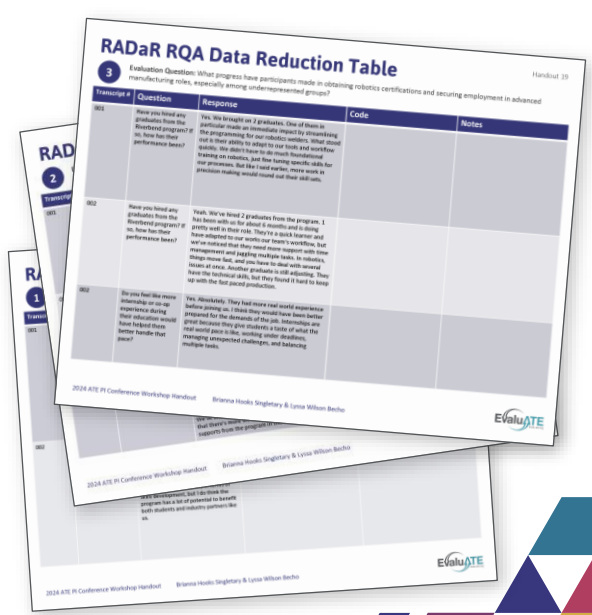


Create and Use a Data Reduction Table to Organize Key Insights

27

RQA Data Reduction Tables

tools used in qualitative data analysis to organize, condense, and summarize large amounts of data into manageable, meaningful segments.



28





Apply Deductive Coding Techniques for Focused Data Interpretation

29

Deductive Approaches in Rapid Qualitative Analysis

A top-down approach where you apply a predefined set of codes based on existing theories, frameworks, or hypotheses.




30



Deductive Approaches in Rapid Qualitative Analysis

A top-down approach where you apply a predefined set of codes based on existing theories, frameworks, or hypotheses.



31



Rapid Identification of Themes from Audio (RITA)



32



Rapid Identification of Themes from Audio (RITA)

RITA Coding Form Handout 22

In each audio clip, identify whether a theme occurs and mark its presence with a checkmark. Additionally, code the sentiment (valence) of the theme as + (positive), - (negative), or 0 (neutral). Focus only on whether the theme appears in the segment, not its frequency.

	Clip 1	Clip 2	Clip 3	Clip 4	Clip 5	Clip 6	Clip 7
Theme 1: Overall Experience as a Partner							
Sub Code: Perceived Value		✓ +					
Sub Code: Engagement Level							
Sub Code: Satisfaction		✓ +					
Theme 2: Satisfaction with Participant Skills							
Sub Code: Technical Proficiency		✓ +	✓ -				
Sub Code: Soft Skills		✓ +					
Sub Code: Proactive/Proactive		✓ +					
Sub Code: Self-Start							
Sub Code: Communication/Aggressiveness			✓ 0				
Theme 3: Alignment with Industry Needs							
Sub Code: Current Alignment			✓ 0				
Sub Code: Future Needs				✓ 0			
Theme 4: Meeting and Retention of Program Graduates							
Sub Code: Meeting Success				✓ 0			
Sub Code: Performance Satisfaction				✓ +	✓ +		
Sub Code: Retention							
Sub Code: Underrepresented Groups					✓ 0	✓ 0	
Theme 5: Sustainability of Relationships							
Sub Code: Long-Term Partnership Potential						✓ 0	
Sub Code: Key Sustainability Factors				✓ 0			
Sub Code: Employer Engagement							

2024 ATE PI Conference Workshop Handout | Brianna Hooks Singletary & Lyssa Wilson Becho |



33

Hamilton RQA Method

Hamilton RQA Matrix Handout 13

Prepared By: _____ Respondent Role: _____

Domain	Summary
Domain 1	
Domain 2	
Domain 3	
Domain 4	

2024 ATE PI Conference Workshop Handout | Brianna Hooks Singletary & Lyssa Wilson Becho

Hamilton RQA Matrix Handout 14

	Domain 1	Domain 2	Domain 3	Domain 4
Respondent 1				
Respondent 2				

2024 ATE PI Conference Workshop Handout | Brianna Hooks Singletary & Lyssa Wilson Becho |



34



Knowledge Check

As an evaluator using **rapid qualitative approaches**, which specific approach might you choose to streamline and expedite your data analysis process?

- A** Creating data reduction tables to organize and condense key themes and insights across interviews.
- B** Conducting in-depth, line-by-line coding of full interview transcripts.
- C** Performing a comprehensive literature review before beginning data analysis.

35



Knowledge Check


As an evaluator using **rapid qualitative approaches**, which specific approach might you choose to streamline and expedite your data analysis process?

- A** Creating data reduction tables to organize and condense key themes and insights across interviews.
- B** Conducting in-depth, line-by-line coding of full interview transcripts.
- C** Performing a comprehensive literature review before beginning data analysis.

36

Questions?



Ask in the chat box 

37


Artificial Intelligence in Qualitative Analysis



38

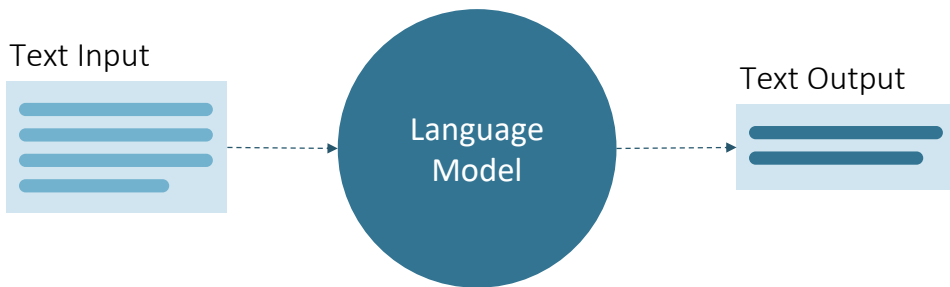
Chat Question

How have you used AI-assisted technology to support your qualitative analysis?

Answer in the chat box 

39

Large Language Models



40



Considerations When Using AI



Use AI as your assistant.

It cannot replace you.



AI lacks context.

It only has the data you give it.



AI needs supervision.

It hallucinates.



41



Considerations When Using AI



AI isn't good at "why" questions.

Its good at spotting patterns, not understanding motivations.



AI is biased.

It exacerbates human error that is already there.

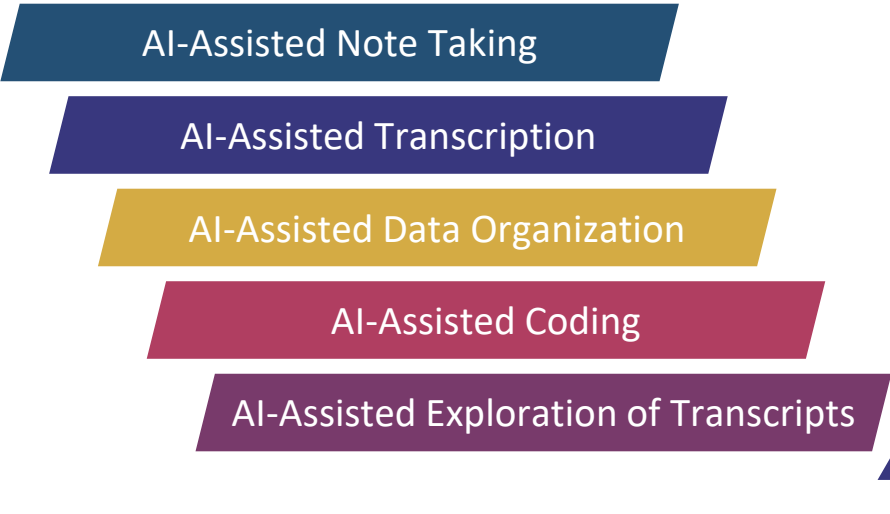


Not all AI data security is made equal.



42

Using AI to Support RQA





43

Using AI to Support RQA

AI-Assisted Note Taking




-  Otter.ai
-  marvin
-  AVOMA
-  FATHOM



44

Using AI to Support RQA AI-Assisted Transcription



45

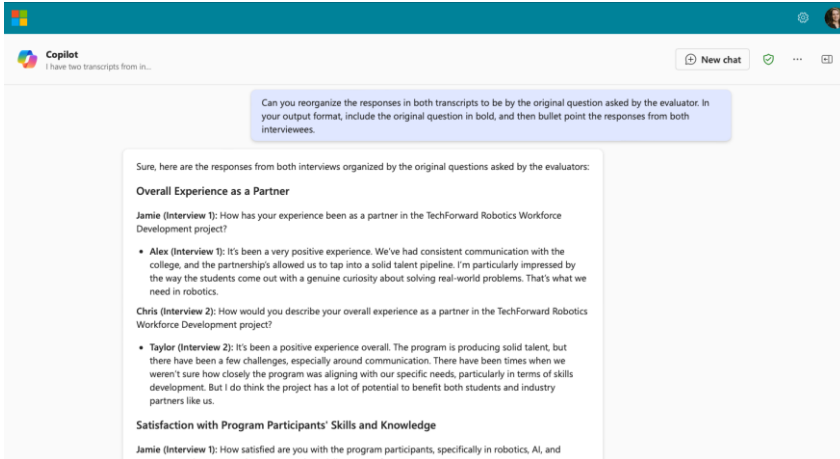
Using AI to Support RQA AI-Assisted Data Organization



46

Using AI to Support RQA

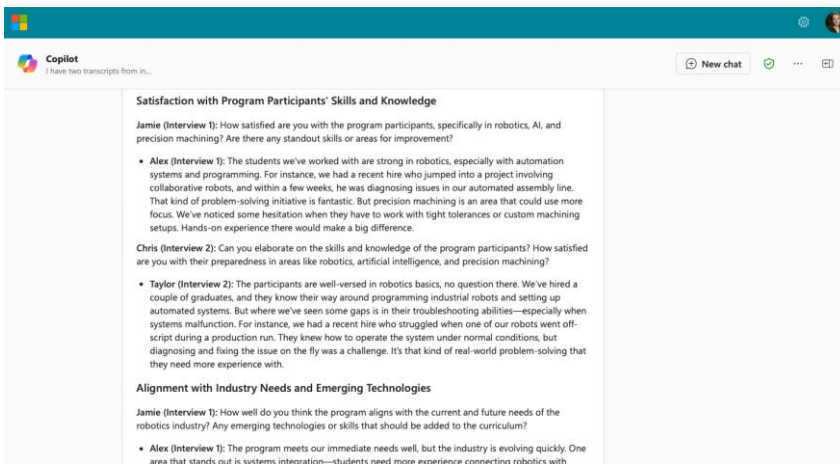
AI-Assisted Data Organization



47

Using AI to Support RQA

AI-Assisted Data Organization



48

Using AI to Support RQA

AI-Assisted Coding



MAXQDA

NVIVO

insight

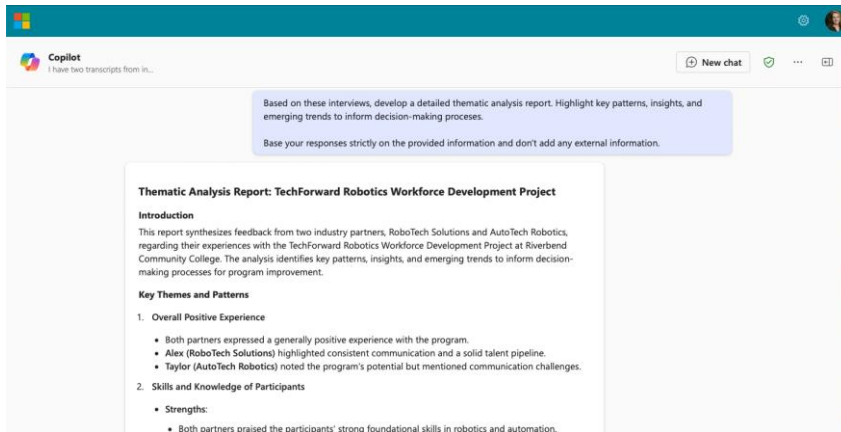
Delve



49

Using AI to Support RQA

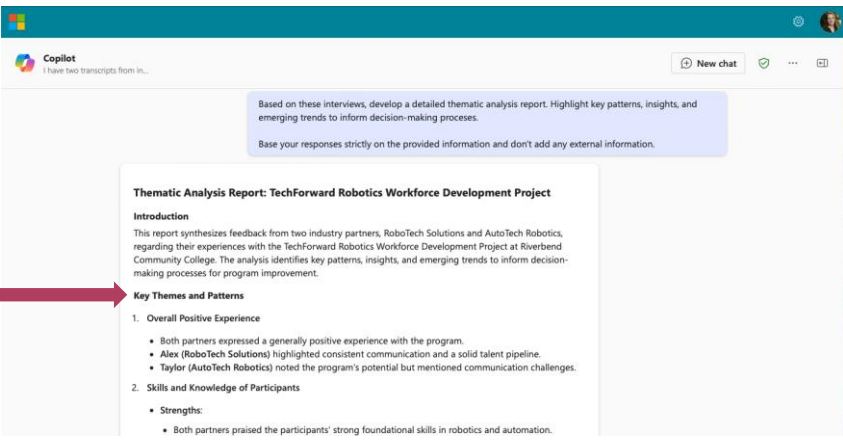
AI-Assisted Coding



50

Using AI to Support RQA

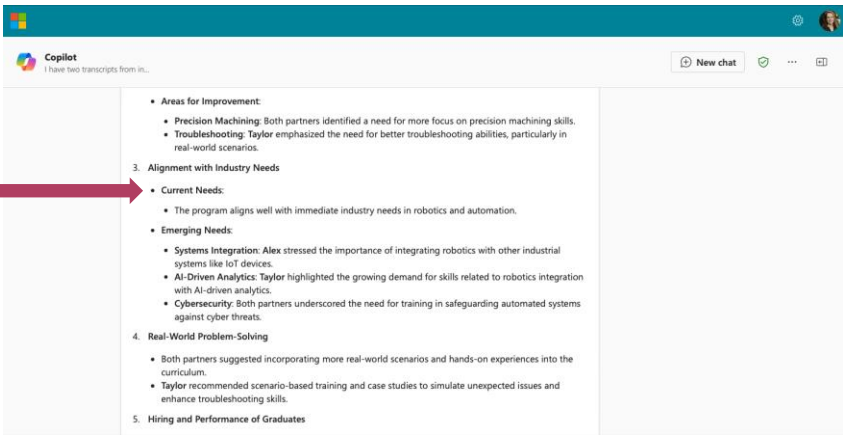
AI-Assisted Coding



51

Using AI to Support RQA

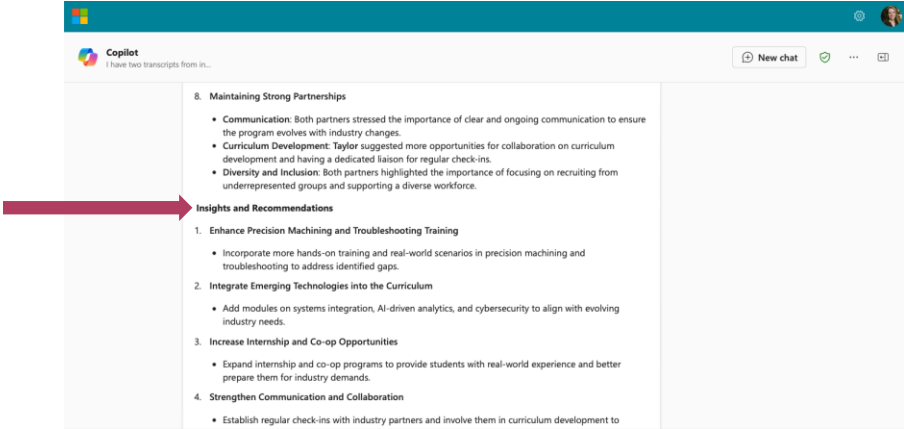
AI-Assisted Coding



52

Using AI to Support RQA

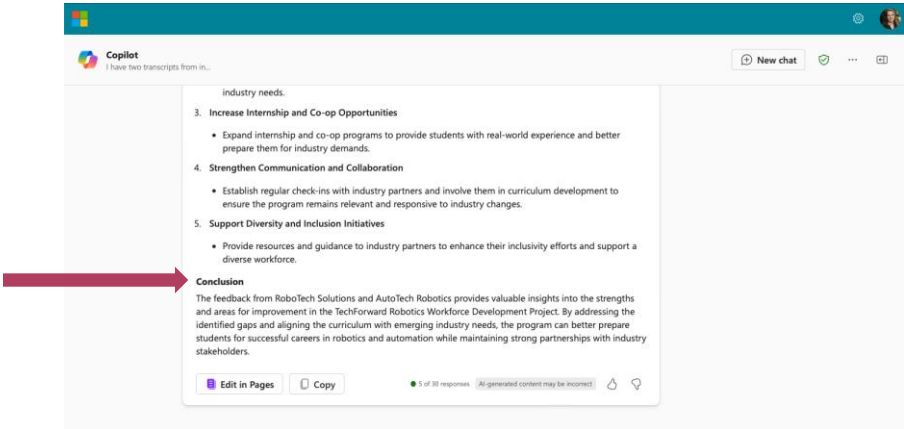
AI-Assisted Coding



53

Using AI to Support RQA

AI-Assisted Coding



54

Using AI to Support RQA

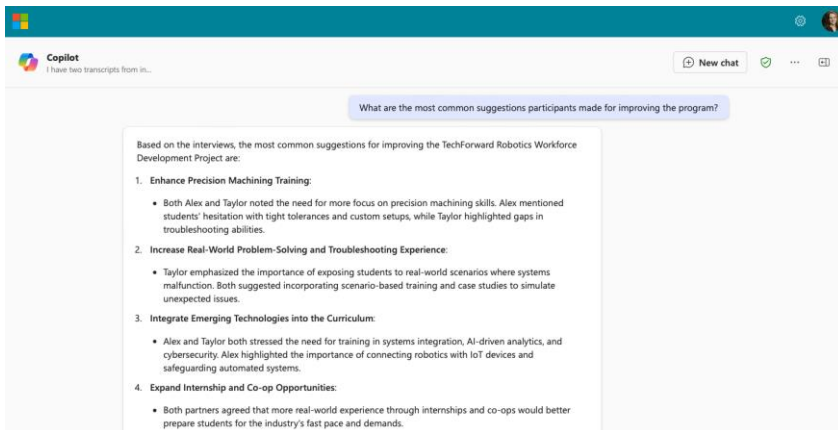
AI-Assisted Exploration of Transcripts



55

Using AI to Support RQA

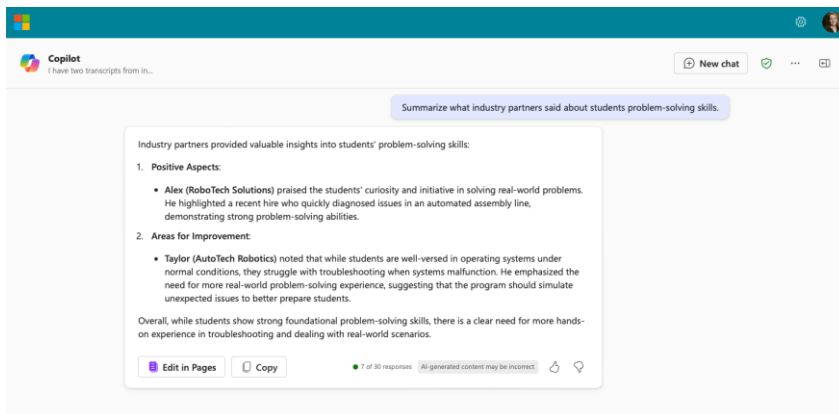
AI-Assisted Exploration of Transcripts



56

Using AI to Support RQA

AI-Assisted Exploration of Transcripts



57

Poll Question

What do you think about using AI-assisted technology to support your qualitative analysis?

- A** Excited and ready!
- B** Hesitant, but want to learn more
- C** I'll stick with humans!



58



Key Takeaways & Closing

59

Key Takeaways



Qualitative analysis can add depth and meaning to your evaluation findings.



RQA enables quick, in-depth analysis to meet project needs.




AI can be an effective assistant but will never replace you in qualitative analysis.



60

Questions?



Ask in the chat box 

61



Feedback Survey



62